

ROYAL

Store Fixture



CHOCOLATIER

Designed to provide maximum
product visibility

MODEL CC-04-F-SC-2
CC-05-F-SC-2
CC-06-F-SC-2
CC-08-F-SC-2

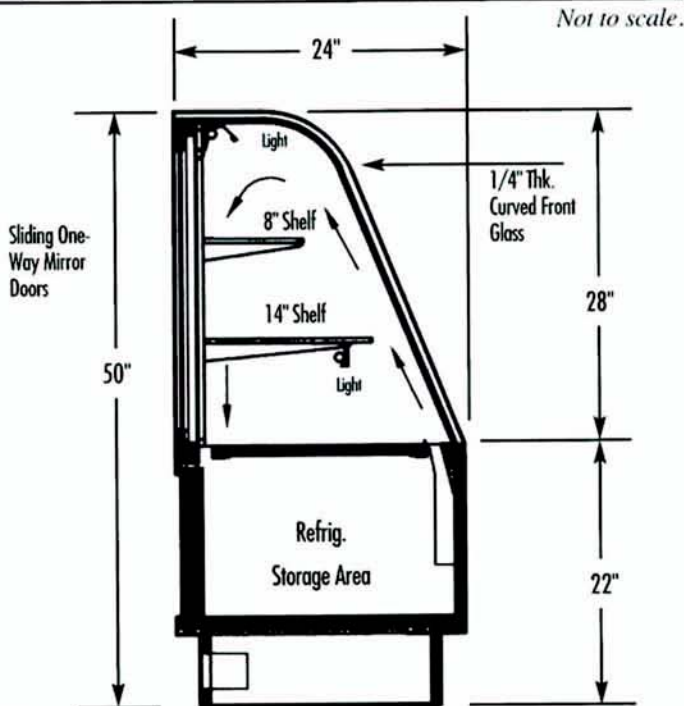
Chocolates

A DIVISION OF
PARISI
INCORPORATED

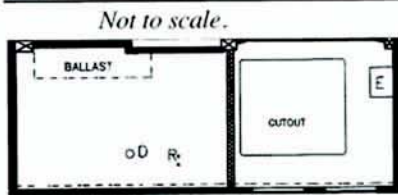
CHOCOLATIER

Refrigerated, Remote & Dry

TYPICAL SECTION



PLAN VIEW



E – Electrical Connection
R – Refrigeration Connection (Remote Units Only)
D – Drain Connection (Remote Units Only)

FEATURES

Exterior Finish. Standard flat matte, high pressure laminate.

Interior Finish. White laminate deck, mirrored ends & mirrored see-through sliding doors.

Ventrol Refrigeration. Controls humidity & temperature.

Lighting. Energy efficient with remote ballast.

Brass or Chrome Hardware.

Glass Shelves.

Lower Refrigerated Storage Area.

Self Evaporating Condensing Unit.

UL Listed & UL Sanitation Classified to NSF-7.

Warranty. One year parts and labor on self contained, four year compressor replacement included. Remote consult factory.

SPECIFICATIONS

| CHOCOLATIER SELF-CONTAINED | | | | |
|------------------------------|--------|----------------------|-----------------------|------------|
| MODEL | LENGTH | CONDENSING Unit H.P. | ELECTRICAL AMPS @115V | WEIGHT LBS |
| CC04FSC | 48" | 1/4 | 8.1 | 400 |
| CC05FSC | 60" | 1/4 | 8.3 | 425 |
| CC06FSC | 72" | 1/4 | 8.6 | 450 |
| CC08FSC | 96" | 1/3 | 12.7 | 500 |
| CHOCOLATIER REMOTE* | | | | |
| MODEL | LENGTH | **BTU'S/HR/FT | AMPS @115V | WEIGHT LBS |
| CC04FRM | 48" | 1030 | 2.6 | 348 |
| CC05FRM | 60" | 1150 | 2.8 | 373 |
| CC06FRM | 72" | 1490 | 3.1 | 398 |
| CC08FRM | 96" | 1520 | 5.0 | 448 |
| CHOCOLATIER NON-REFRIGERATED | | | | |
| MODEL | LENGTH | N/R | AMPS @115V | WEIGHT LBS |
| CC04FDR | 48" | N/R | 1.1 | 338 |
| CC05FDR | 60" | N/R | 1.3 | 363 |
| CC06FDR | 72" | N/R | 1.6 | 388 |
| CC08FDR | 96" | N/R | 2.1 | 438 |

*Floor drain required
**BTU/HR are at +40°F (evaporator) and 90°F ambient
Cases engineered to operate at 75° F and 55% RH
If no floor drain provided, evaporative drain pan must be ordered

Specifications subject to change without notice.



OPTIONS

Remote Unit. Case will require floor drain. Consult factory for details.

Open Self-Select.

Custom Sizes / Colors.

Matching Counters and Corner Profiles.


Candy Trays.

Scale Outlet.

Rear Six (6) Inch Ledge Extender.

Cord & Plug.

Represented By:



ROYAL
Store Fixture

Parisi Inc.
305 Pheasant Run
Newtown, PA 18940

PH 215 968 6677
FAX 215 968 3580
Toll Free 800 722 4481

email:quality@parisi-royal.com
www.parisi-royal.com